



ILLINOIS STATE
UNIVERSITY
University Housing Services



WELCOME TO

Watterson Towers

Returning students

We encourage you to move in on or after **Friday, August 18**, to help minimize traffic congestion. When you arrive, please go to the front desk to obtain your key.

Returning students must schedule a move-in appointment at **Housing.IllinoisState.edu** or by using the link that was sent to your Illinois State University email account.

DIRECTIONS TO WATTERSON TOWERS

Because of planned street closures on campus, please rely on these directions rather than directions from GPS or other mobile devices.



Traveling on I-55 North:

1. Exit 165A-Main Street and continue south on Main Street
2. Turn left (east) onto College Avenue
3. Turn right (south) at second stoplight onto School Street
4. Turn left (east) onto North Street
5. Turn right (south) onto Fell Avenue
6. Continue to Watterson Towers

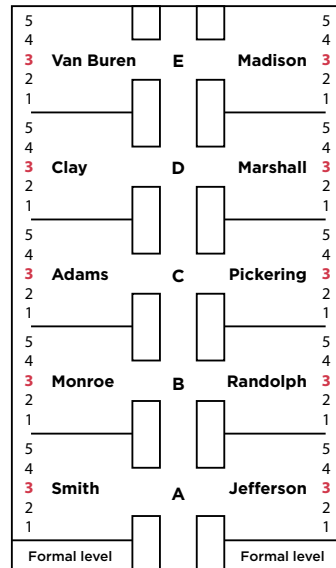
Traveling on I-55 South:

1. Exit 165-Main Street and turn left (south) onto Main Street
2. Turn left (east) onto College Avenue
3. Turn right (south) at second stoplight onto School Street
4. Turn left (east) onto North Street
5. Turn right (south) onto Fell Avenue
6. Continue to Watterson Towers

FINDING YOUR ROOM

If your room number starts with a three, the elevator stops on the floor of your House (your "House" is one of the following: Smith, Jefferson, Monroe, Randolph, Adams, Pickering, Clay, Marshall, Madison, or Van Buren). If your room number does not start with a three, you will need to walk up or down stairs to your floor.

For example: Room #203 Pickering: Take the elevator to the 3rd floor of Pickering House and walk down one flight to the 2nd floor of Pickering. Feeling a little confused once inside? Ask ANY of the staff members, we will help you understand the lay of the land!



South Tower

North Tower

MAILING ADDRESS

**Smith, Monroe, Adams,
Clay, or Van Buren**

Your Name
Room # House Name
319 S. Fell Ave.
Normal, IL 61761-2898

**Jefferson, Randolph, Pickering,
Marshall, or Madison**

Your Name
Room # House Name
315 S. Fell Ave.
Normal, IL 61761-2581





Download the Move-in App

Download the 2017 Move-In Guide in the official Illinois State App and get access to maps, directions, and more.



Table of contents

Packing	2
About your room	3
Move-in day	4
Frequently asked questions	5
Resources	6
Dining at Illinois State	7
Meal plans	8
Contact us	9

#RedbirdMoveIn



Share your Redbird move-in experience on Twitter, Facebook, and Instagram!

PRO-TIP

Bring this newsletter along to help guide you through your move-in day or access a copy at Housing.IllinoisState.edu.

Packing

PRO TIP

The less you bring, the easier your move-in will be. Bring just what you need to get started. There will be other opportunities (such as Labor Day) to bring more belongings to campus. For example, leave your winter clothing at home, you won't need it for at least a month.

WHAT TO BRING

Did you know we have a packing checklist for you? Find it in the Move-In Guide in the Illinois State University App or visit the move-in page on [Housing.IllinoisState.edu](https://housing.illinoisstate.edu).

WHAT TO LEAVE AT HOME

As a reminder, these items are not permitted in your residence hall:

- Alcohol
- Bottle or can collection
- Candle warmer
- Candles/wick lamps/incense
- Curtains/draperies/blinds
- Electrical lighted window or wall art
- Grill (any type)
- Halogen bulbs and lamps
- Hoverboards/battery-operated scooters
- Microwave or toaster oven (shared microwaves provided in common areas)
- Pets, except fish (nothing larger than a 10-gallon tank)
- Small appliances (toaster, coffee maker, etc.)



PRO TIP

Pack items with you that you will need immediately, such as medication. Halls receive a large amount of mail the first days after opening, so you may not receive your mail the same day it arrives.

About your room

ROOM AND ROOMMATE ASSIGNMENT

Beginning Friday, July 21, you can view your room assignment in the Housing and Dining portal. This includes your building name and room number, room type, floor, Themed Living-Learning Community (if applicable), and roommate (if applicable). Before you arrive on campus, browse the Roommate Bill of Rights so you can experience a smooth transition to residential life. **Housing. IllinoisState.edu/StudentLife/Roommates.**

ROOM CHANGES

Room changes are not permitted from the time you receive your assignment through the first 10 days of classes. Changes must be approved by the residence hall coordinator.

LOFTING BEDS

The beds provided can be lofted (only with the lofts provided by the University) at multiple heights to give plenty of room underneath for storage space or other furniture.

Information on loft kit check-outs and returns will be available through the Move-In Guide in the Illinois State University App. If you reserved your loft kit during contract signing, it will be in your room. If you did not reserve a loft kit, there will be options available at a later time during move-in. Room measurements can be found on the Housing website.

CONTRACT CANCELLATIONS

Requests for cancellation must be submitted using the online form at **Housing.IllinoisState.edu**. Notification to other university offices does not terminate the contract. IMPORTANT: Depending on the date you cancel, charges and fees may apply. Please review cancellation dates and information at **Housing.IllinoisState.edu**.

ROOM FURNISHINGS


All rooms include:

- Desks
- Desk chairs
- Beds
- Dressers
- Cable TV outlets
- Wifi

No furniture may be removed, disassembled, or placed on top of other furnishings. For safety reasons, please do not stack shelves, crates, or equipment on top of air convectors in front of windows. Furniture cannot be placed too closely to or underneath sprinkler heads.

PRO TIP

For a junior loft height, (ranges from 10 to 33 inches from the ground) you will not need a loft kit. A rubber mallet may be helpful when lofting your bed. You can bring your own or borrow one from the front desk.



Move-in day

WE'RE HERE TO HELP

- View live move-in updates by following @ISUHousing on Twitter!
- Weather permitting, volunteers will be stationed to help unload belongings from your vehicle.
- Police will be directing traffic.
- Cold water stations will be available to keep you refreshed.
- Residence hall staff will check you into your room.

PRO TIP

It is helpful to bring friends and family who can help lift and move your items. We will have Curb Birds (move-in volunteers) helping unload your car and helping you stack and wrap your carts, but having your own team of movers will shorten your move-in time!

UNLOADING AND MOVING IN

1. Unload your belongings curbside (please make sure someone stays with them).
2. Move your car to a designated parking area immediately after unloading (there will be directional signage).
3. Check out a cart if needed (Photo-ID required—i.e. driver's license).
4. Follow signs to get in line for an elevator, if needed.
5. Allow staff to help load your cart onto the elevator for you.
6. Go to your floor or designated check-in area to receive your room key. (Note: If your check-in location is not on your floor, you may want to do this step first.)
7. Enjoy Welcome Week activities and your new Redbird home.



Because of space constraints, please do not bring large moving trucks or towed trailers.



PRO TIP

Carts are limited. Bring your own cart or dolly to help shorten your move-in time by not having to wait in line at cart checkout!

Frequently asked questions

Why do I have to come at a specific time?

Move-in times reduce traffic and minimize wait time for keys, carts, and elevators. We will only have keys available for your floor during your assigned time.

What if I miss my designated time?

If you miss your move-in time, you may go to the lobby of your building to get your key. There may be a wait time for this.

Should I use my GPS to get there?

No. The best directions are on the first page of this newsletter, online, or on the Move-In Guide in the Illinois State App. Printable directions can be found at **Housing.IllinoisState.edu**.

What is the best way to get my items to my room?

- Put the sturdiest boxes on the bottom and soft items on top, without packing your cart more than three feet high.
- As you pack the cart(s), make sure everything is stable before you begin to move by using the complimentary plastic wrap.
- Allow our staff to load your cart onto the elevator for you.
- See our demonstration videos on **Housing.IllinoisState.edu**.

How can I avoid long elevator wait times?

- In order to reduce wait time and maximize space, staff will help move your belongings onto the elevator.
- Pack all of your carts into the elevator backwards so you can pull them straight out when you get to your floor.
- Fill the corners of the elevators first with the largest carts, fill in the rest with people and small items.
- Unload people and small items from the middle of the elevator first.
- Pull your carts out from the elevator one at a time.



Resources

LAUNDRY

Washers and dryers are available in all residence halls (\$1.10 with Redbird Card or \$1.25 with coin) and are paired with an Internet application that allows you to monitor use at laundryview.com.

INTERNET

Direct and wireless Internet access is available in all residence halls. Visit Resnet.IllinoisState.edu or call (309) 438-8334 for additional information.

STUDENT HOUSING STAFF

The front desk is a resource for you and is the heart of each residence hall. Each desk is staffed with front desk managers 24 hours a day, and provides various services.

RESIDENT ASSISTANTS

Your resident assistant (RA) is essential to your move-in experience. RAs are in contact with each resident and are there to provide leadership, assistance, advice, and support to meet the needs of residents and the community, while also serving as role models and enforcing housing and university policies.

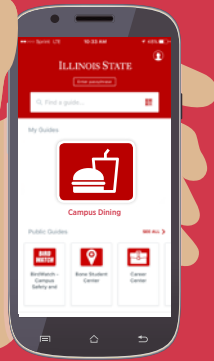
SECURITY

You will need to have your ID with you at all times in order to enter your building and must register all guests at the front desk.



Download the Dining App

Download the Dining Guide in the official Illinois State App for menus, meal plan information, special events, and more.



Dining at Illinois State

MENUS

No matter where you live, you are encouraged to dine at both dining centers. Each has its own unique features, as well as a rotating menu. Visit **Dining.IllinoisState.edu** to view daily menus and nutritional information.

THEMED MEALS

Throughout the year, take advantage of themed meals at the dining centers. For example, the "End of the Semester Meal" offers steak or prime rib and shrimp scampi.

LINES


If you see a line, do not be discouraged. Lines typically move quickly and staff are committed to providing an enjoyable dining experience.

QUESTIONS OR FEEDBACK?

Please speak with staff at our dining venues, call (309) 438-8351, or email EMDH@IllinoisState.edu.

Dietary concerns?

Contact our registered dietitian at (309) 438-8351 before you arrive on campus to discuss your needs.



MEAL PLAN ACTIVATION

Your meal plan will be available starting at 11 a.m. on **Wednesday, August 16**.

DINING CENTER HOURS DURING MOVE IN

Wednesday, August 16

11 a.m.–8 p.m.

Thursday, August 17–

Saturday, August 19

7 a.m.–8 p.m.

Sunday, August 20

9 a.m.–10 p.m.

REGULAR HOURS

Mon–Thur: 7 a.m.–10 p.m.

Fri: 7 a.m.–8 p.m.

Sat: 9 a.m.–8 p.m.

Sun: 9 a.m.–10 p.m.

Meal plans

MEAL PLAN	TOTAL COST* per semester	FLEX DOLLARS per semester
7-Day Unlimited	\$2,258	\$267
5-Day Unlimited	\$2,148	\$404
19-Meal Traditional	\$2,307	\$380
14-Meal Traditional	\$2,180	\$490

*Rates for the 2017-2018 academic year as approved by the Board of Trustees.

ACCESSING YOUR PLAN

Your meal plan and flex dollars are accessed with your Redbird ID. Each time you enter a dining center or pay for food with flex dollars, your card will be swiped.

MONITORING YOUR PLAN

Monitor your meal plan and flex dollar balance at **Go.IllinoisState.edu**.

PAYMENT POLICY

Dining accepts flex dollars, Redbird dollars, and credit/debit cards at:

- Both dining centers
- Starbucks (Student Fitness Center)
- Business Bistro (State Farm Hall of Business)
- Einstein Bros. Bagels (Milner Library)
- Airport Lounge (Centennial)

Cash is not accepted at those locations. All locations within the Bone Student Center as well as Subway restaurants in residential areas accept cash.

MEAL PLAN CHANGES


The deadline to change your meal plan is **Tuesday, September 5**. Access the online Housing/Dining portal to make updates.

CANCELLATIONS

Written requests for cancellation must include your signature and can be mailed to:

Illinois State University
Event Management, Dining, and Hospitality
Attn: Meal Plan Coordinator
Campus Box 2610
Normal, IL 61790-2610

Notification of cancellation to other university offices or departments will not be accepted as a notice of your intent to terminate the contract. Review the Meal Plan Contract Terms and Conditions, email EMDH@IllinoisState.edu, or call (309) 438-8351 for additional information.



Contact us



UNIVERSITY HOUSING SERVICES

Campus Box 2600
Normal, IL 61790-2600
Phone: (309) 438-8611
Fax: (309) 438-8866
Housing@IllinoisState.edu
Housing.IllinoisState.edu

 /HousingISU

 @ISUHousing

 isuhousing



EVENT MANAGEMENT, DINING, AND HOSPITALITY

Campus Box 2610
Normal, IL 61790-2610
Phone: (309) 438-8351
Fax: (309) 438-8521
MealPlans@IllinoisState.edu
Dining.IllinoisState.edu

 /CampusDiningISU

 @DiningILState

 diningilstate



Download the Move-in and Dining Guides on the Illinois State App

Download the official Illinois State University App for free from the App Store or Google Play and search for the Move-In and Dining Guides for tips, maps, menus, and more!

Are you an Illinois State legacy?

STATE
YOUR LEGACY.